

WEEKLY STOCKS RECOMMENDATION

KEY MARKET STATISTICS	09/05/2025	02/05/2025	WTD Change
NGX- ASI	108,733.40	106,042.57	↑ 2.54%
Mrk Cap (N'trn)	68.34	75.41	↓ -9.37%
Volume (bn)	2.65	2.20	↑ 20.23%
Mkt Turnover (N'bn)	77.01	66.65	↑ 15.54%
Number of Deals	86,110	70,329	↑ 22.44%

KEY ECONOMIC INDICATORS	
Inflation	24.23%
MPR	27.50%
GDP (Q4-2024)	3.84%

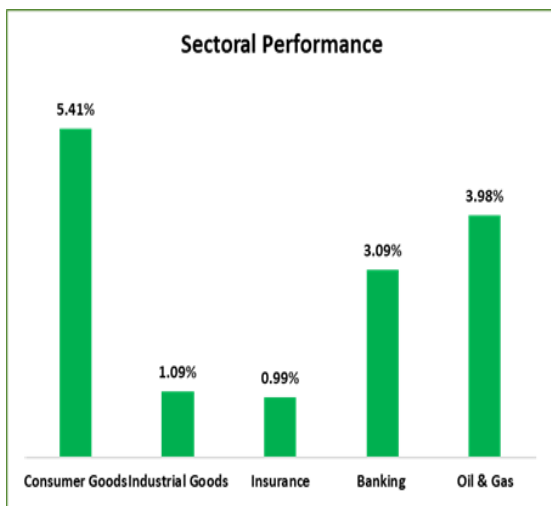
NIGERIA EQUITY MARKET

The Equity market experienced a total turnover of 2.645 billion shares worth N77.005 billion in 86,110 deals was traded this week by investors on the floor of the Exchange, in contrast to a total of 2.200 billion shares valued at N75.409 billion that exchanged hands last week in 70,329 deals.

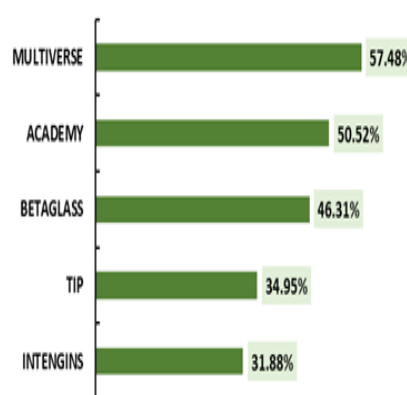
The Financial Services (measured by volume) led the activity chart with 1.638 billion shares valued at N45.825 billion traded in 37,843 deals; thus contributing 61.90% and 59.51% to the total equity turnover volume and value respectively.

The Services industry followed with 364.653 million shares worth N2.909 billion in 7,760 deals. Third place was the Consumer Goods Industry, with a turnover of 190.221 million shares worth N6.771 billion in 10,595 deals.

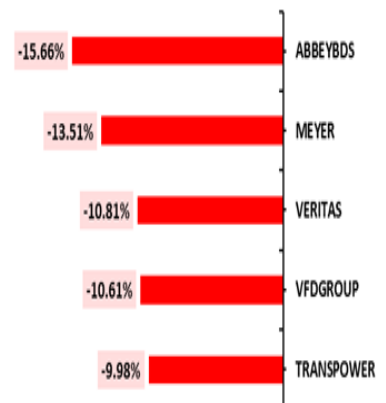
Trading in the top three equities namely Guaranty Trust Holding Company Plc, Access Holdings Plc and Tantalizer Plc (measured by volume) accounted for 839.689 million shares worth N27.737 billion in 8,898 deals, contributing 31.74% and 36.02% to the total equity turnover volume and value respectively.



Top 5 WEEKLY GAINERS



TOP 5 WEEKLY LOSERS



WEEKLY STOCKS RECOMMENDATION

Valuation and Fundamental Metrics										
	Fundamental			Trailing/Forecast			Price History			
	NM	ROE	EPS	P/E	CP	TP	UPP	Year High	Year Low	Rating
AGRICULTURE										
OKOMUOIL	21%	4%	21.64	25.64x	555	638	15.0%	568	255.7	BUY
PRESCO	15%	4%	32.86	26.78x	880	968	10.0%	880.6	289	BUY
CONSTRUCTION/REAL ESTATE										
BERGER	6%	7%	1.54	0.07x	21.45	21	0.0%	23.95	13	HOLD
CONSUMER GOODS										
CADBURY	-24%	-22%	-8.37	-4.57x	38.3			38.3	15.25	UR
UNILEVER	8%	3%	1.47	29.27x	43			43.95	15	UR
NB	-18%	-21%	-10.35	-4.71x	49			55.4	22.6	UR
NESTLE	-15%	-8%	-100.26	-12.07x	1210	1210	0.0%	1,210	805	HOLD
GUINNESS	-8%	-10%	-8.29	-9.65x	80	100	25.1%	80	49.55	BUY
DANGSUGAR	-17%	-15%	-6.07	-6.57x	39.9			47.95	28.55	UR
FINANCIAL SERVICES										
UBA	28%	51%	17.77	1.94x	34.55	52	51.4%	39.95	18.9	BUY
ETI	11%	50%	14.36	2.00x	28.7	42.28	47.3%	34.7	20.45	BUY
FIDELITYBK	21%	16%	3.11	6.44x	20	23.40	17.0%	21.5	7.85	BUY
ACCESSCORP	37%	82%	17.42	1.22x	21.3	51.3	140.8%	28.9	16.3	BUY
FBNH	32%	34%	8.65	2.97x	25.65	55.7	117.0%	34	19.9	BUY
ZENITHBANK	59%	44%	21.56	2.27x	49	63	29.5%	52	29.7	BUY
GTCO	98%	27%	18.34	3.77x	69.05	118.04	70.9%	70	37	BUY
ICT										
MTNN	-6%	-2%	-6.53	-43.65x	285	328	15.0%	284.9	169	BUY
AIRTELAFRI	14%	11%	239.48	9.01x	2156.9	2372.59	10.0%	2,200	1,973	BUY
INDUSTRIAL GOODS										
DANGCEM	21%	6%	26.74	16.46x	440	484	10.0%	591.10	349.20	BUY
BUACEMENT	15%	2%	2.05	40.81x	83.70	56.80	-32.1%	134.00	83.70	SELL
WAPCO	13%	4%	3.17	25.81x	81.95	67	-18.1%	84.50	33.00	SELL
OIL AND GAS										
SEPLAT	12%	2%	138.21	7.33x	5,700.00	4131	-27.5%	5,738.20	2,962.20	SELL
TOTAL	2%	5%	38.03	0.00x	705.00	921	30.6%	745.00	353.60	BUY

Disclaimer

Please note that this is neither an invitation nor a recommendation and must be construed solely as statements of opinion and not statements of fact. No warranty, express or implied, as to the accuracy, timeliness, completeness, merchantability or fitness for any particular purpose of any such recommendation or information is given or made by Arthur Stevens Asset Management Ltd in any form or manner whatsoever. Each recommendation or opinion must be weighed solely as one factor in any investment or other decision made by or on behalf of any user of the information contained herein and such user must accordingly make its own study and evaluation of each strategy/security that it may consider purchasing, holding or selling and should appoint his/her own investment or financial or other advisors to assist the user in reaching any decision. Arthur Stevens Asset Management Ltd will accept no responsibility of any nature in respect of any statement, opinion, recommendation or information contained in this document.